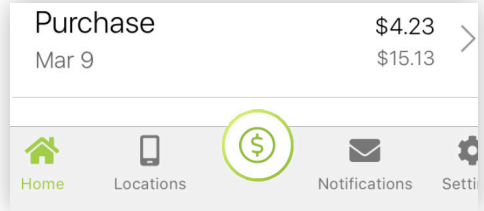


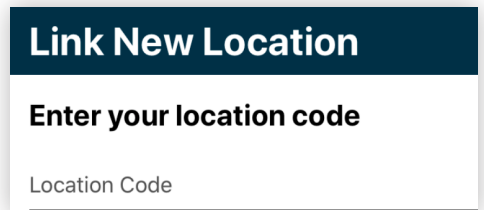
# OrderAhead: How To Checkout



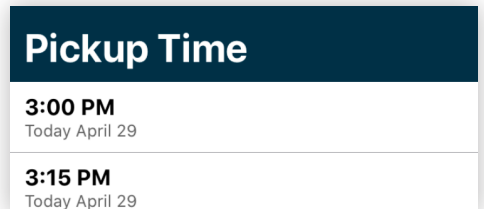
- 1 Open the **Connect & Pay** app and tap **Locations**, followed by **Link Location**;



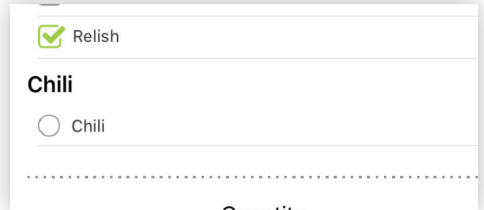
- 2 Enter your **Location Code**:  
**01BE22**  
and then hit **Confirm**;



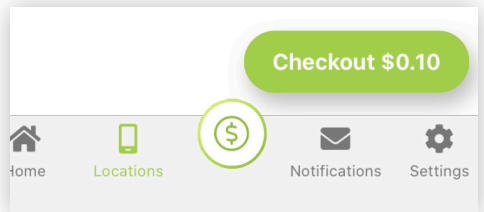
- 3 Choose a **Pickup Time**;



- 4 Choose your items, select options and quantity, and tap **Add Item**;



- 5 Tap the black bar at the bottom of the screen. Tap **Checkout**.



For assistance please contact your market operator